

Airway Management



Laryngeal Tubes / Cuff Pressure Gauges / Intubation Aids / Cricothyrotomy
Resuscitators / Face Masks / Manual Suction Pump / Pelvic Sling / Simulators



Find our full range of products on **www.vbm-medical.de**

Here you will find our media centre with additional information such as application videos, brochures, flyers etc.

Disclaimer:

This advertising material includes information of the complete VBM medical device product range.

Whether a medical device is available / approved in your region must be inquired. Please contact your VBM customer service.

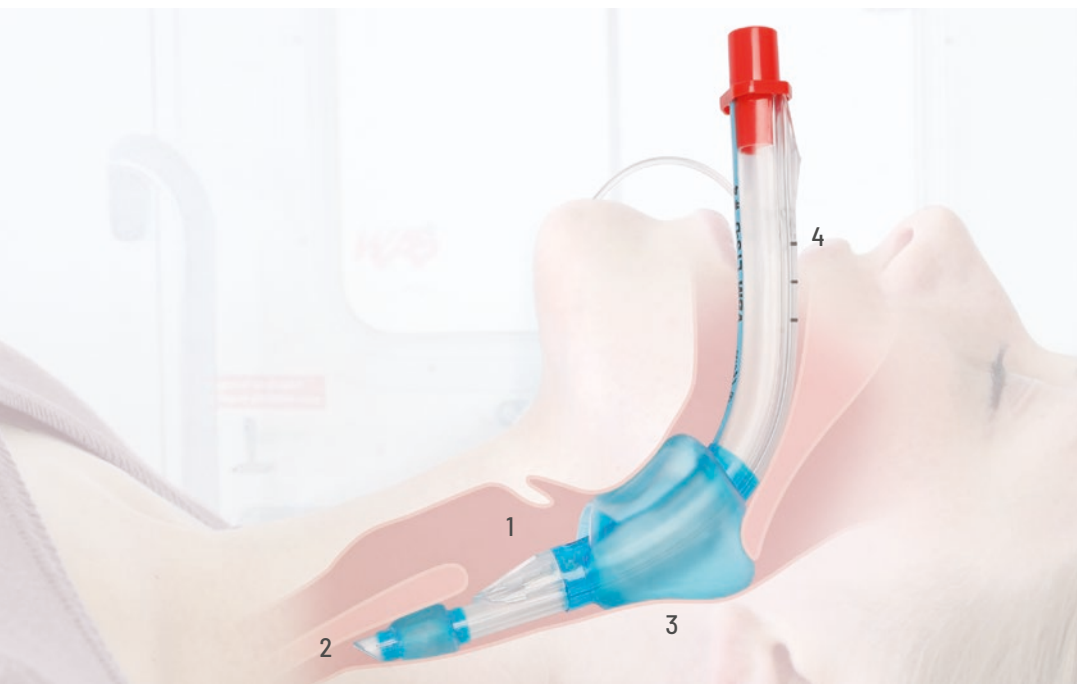
The medical devices in this catalogue are manufactured without the use of natural rubber latex, unless otherwise specified.

The medical devices in this catalogue do not contain phthalates which require labelling according to CLP Regulation (EC) 1272/2008.

	Laryngeal Tubes	
Laryngeal Tube LTS-D		Page 4 – 6
Intubating Laryngeal Tube iLTS-D		
	Cuff Pressure Gauges	
Cuff Controller		Page 7 – 9
Cuff Manometer		
	Intubation Aids	
S-Guide		Page 10 – 13
i-Bougie		
X-Changer		
Pocket Introducer		
Stylet		
	Cricothyrotomy	
Quicktrach I + II		Page 14 – 19
Surgicric II + III		
ScalpelCric		
Jet-Ventilation Catheters		
	Resuscitators	
Silicone Resuscitator Bag		Page 20 – 22
PVC Resuscitator Bag		
	Face Masks	
Silicone Face Masks		Page 23 – 25
PVC Face Mask		
Endoscopy Mask		
Bronchoscope Airway		
	Manual Suction Pump	
Manual Suction Pump		Page 26
	Pelvic Sling	
Pelvic Sling		Page 27
	Simulators	
Bill III		Page 28 – 29
Transparent Head		
Crico-Trainer		
	List of References	
		Page 30

Laryngeal Tube LTS-D

The 2nd generation supraglottic airway device



The Laryngeal Tube LTS-D is a 2nd generation supraglottic airway (with drain tube) and an alternative adjunct to temporarily secure the airway during emergency situations, e.g. cardiopulmonary resuscitation, in hospital as well as prehospital environments. It is easy to insert and use, even with minimal training (1). In situations with limited space or in patients with minimal mouth opening the slim design of the Laryngeal Tube facilitates insertion (2).

The teeth mark is an indicator regarding the correct depth of insertion and for orientation and repositioning purposes. The colour coded system has proven invaluable in emergencies as the syringe and connectors indicate the recommended maximum inflation volume.

Features

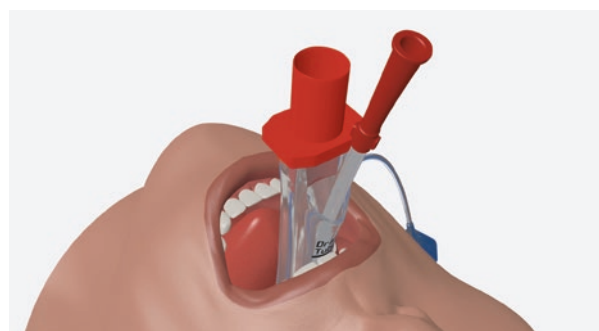
- 1 Multiple ventilation outlets for efficient ventilation
- 2 Drain tube to prevent the risk of aspiration
- 3 Thin walled cuffs allow maximum airway leak pressure and reduce the spread of aerosol thanks to efficient pharyngeal sealing. This is achieved at low cuff pressure (< 60 cm H₂O) making the LTS-D atraumatic to the mucosa.
- 4 Teeth mark as indicator for correct depth of insertion

Drain Tube

- Drain tube recommended as current standard in international guidelines. All LTS-D sizes include the drain tube as standard
- Providing the largest suction capability with easy access can accommodate up to 18 Fr gastric tube

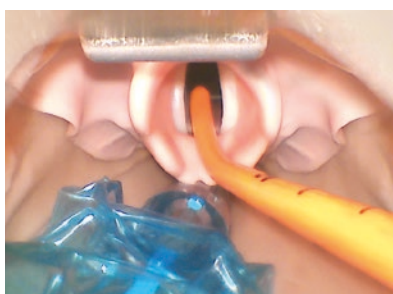
Gastric Tube

- Insertion of a gastric tube is helpful to confirm correct placement of the LTS-D

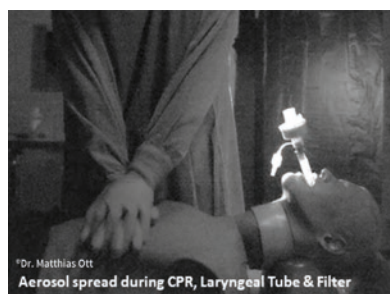


Drain tube with inserted 18 Fr gastric tube.

Clinical Features



Exchange of LTS-D for tracheal tube using video laryngoscopy and a bougie (14, 15, 16).



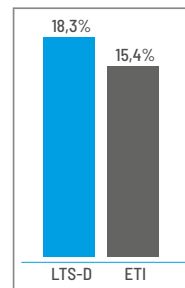
- Reduction of aerosol spread (3)
- Uninterrupted chest compressions, thus reduction in "no-flow-time" (4)

A RANDOMIZED
CLINICAL TRIAL

3004 PATIENTS

SUPERIOR
OUTCOME

72-HOUR
SURVIVAL



Higher 72-hour survival in adults with OHCA (LTS-D compared to ETI) (5).

Order information

Laryngeal Tube LTS-D / For single use, sterile

Size	Patient	Weight / Height	Drain Tube	Fiberscope	Colour	LTS-D With colour coded syringe	Box	LTS-D	Box
0	Newborn	<5 kg	10 Fr	<3.0 mm		REF 32-06-100-1	1	REF 32-06-000-1	10
1	Infant	5 – 12 kg	10 Fr	<3.0 mm		REF 32-06-101-1	1	REF 32-06-001-1	10
2	Child	12 – 25 kg	16 Fr	<4.0 mm		REF 32-06-102-1	1	REF 32-06-002-1	10
2.5	Child	125 – 150 cm	16 Fr	<4.0 mm		REF 32-06-125-1	1	REF 32-06-025-1	10
3	Adult	<155 cm	18 Fr	<6.0 mm		REF 32-06-103-1	1	REF 32-06-003-1	10
4	Adult	155 – 180 cm	18 Fr	<6.0 mm		REF 32-06-104-1	1	REF 32-06-004-1	10
5	Adult	>180 cm	18 Fr	<6.0 mm		REF 32-06-105-1	1	REF 32-06-005-1	10

Laryngeal Tube LTS-D Emergency Set / With colour coded syringe, for single use, sterile

Version	REF	Box
Emergency set for children, consisting of LTS-D size 0, 1, 2, 2.5	32-06-309-1	1
Emergency set for adults, consisting of LTS-D size 3, 4, 5	32-06-209-1	1

Syringe / For Laryngeal Tube, colour coded, with Luer attachment, for single use

Size	REF	Box
20 ml	54-04-111	10
60 ml	54-04-444	10
100 ml	54-04-555	10



Biteblock / With elastic necktape, for single use, sterile

Size	Tracheal Tube	Laryngeal Tube LTS-D	Laryngeal Mask	REF	Box
4	6.5 – 8.0 mm I.D.	-	2, 2.5	40-66-040-1	20
5	8.5 – 11.0 mm I.D.	2, 2.5	-	40-66-050-1	20
6	-	3, 4, 5	3, 4, 5	40-66-060-1	20



Additional information



Application video



Brochure



Recommendation
of use



Annotated
bibliography

- S-Guide and i-Bougie see page 10 and 11
- Cuff Pressure Gauge Universal see page 8
- References see page 30

Intubating Laryngeal Tube iLTS-D

VBM's 3rd generation supraglottic airway device



Features



Intubation

Ventilation

Drain Tube

Order information

Intubating Laryngeal Tube iLTS-D / For single use, sterile

Size	Patient	iLTS-D 1x iLTS-D 1x Syringe	Box	iLTS-D 10x iLTS-D	Box	iLTS-D Intubation Set 1x iLTS-D 1x ET Tube with Stabilizer 1x Syringe	Box
2.5/3	125 – 155 cm	REF 32-08-123-1	1	REF 32-08-023-1	10	REF 32-08-309-1	1
4/5	≥ 155 cm	REF 32-08-145-1	1	REF 32-08-045-1	10	REF 32-08-209-1	1

ET Tube / With Stabilizer, for single use, sterile

Size	iLTS-D Size	REF	Box
5.5 mm I.D.	2.5/3	31-40-055-1	10
7.5 mm I.D.	4/5	31-40-075-1	10



Additional information



Annotated bibliography

/ Cuff Pressure Gauges

Cuff pressure gauges have been established as a standard device in many clinical institutions. More and more societies of anaesthesiology and intensive care throughout the world are endorsing the systematic control of cuff pressure in the recommendation of their guidelines. Ventilator-associated pneumonia (VAP) is the leading nosocomial cause of mortality in the Intensive Care Unit and has significant impact on hospital costs and length of stay. A leading cause of VAP is micro-aspiration of potentially infectious secretions through microchannels formed from infolding of redundant cuff material after inflation. Cuff pressure management can contribute to reduce tracheal ischemia and subsequent complications. Availability of the device and precision of the measurement are fundamental to the success of treatments.

/ Cuff Controller

Automatic Cuff Pressure Gauge

Features

The Cuff Controller is an electronic device that has been developed for the continuous control and monitoring of cuff pressure. It has proven showing effectiveness in maintaining the cuff pressure in the recommended range in ICU patients.



Front Side

- Large LCD display
- Intuitive cuff pressure adjustment
- Adjustable range: 0 – 60 cmH₂O
- Integrated alarms for over-pressure or leakage



Back Side

Universal clamp for fixation to 25 mm standard rail.

Order information

Cuff Controller / For electricity 100 – 240 VAC, with battery, universal clamp and Connecting Tubing 200 cm

REF	Box
55-13-500	1

/ Accessories for Cuff Controller

Order information

Connecting Tubing / For single use

Length	REF	Box
200 cm	54-05-113	10



Cuff Manometer

Analogue cuff pressure gauges for tracheal tubes and supraglottic airway devices

Cuff pressure gauges are used to adjust and control the pressure of tracheal tube cuffs and cuffs of supraglottic airway devices. The ergonomically designed cuff pressure gauges are compact, robust and portable and are characterised by their accuracy and precision. The analogue system is independent from any energy source and therefore no power supply or batteries are required.

The colour coded areas on the scale help to display the ideal pressure to maintain tracheal mucosal capillary blood flow.



Universal

Pediatric

Pocket

Sensitive

Monitor

Order information

Cuff Manometer / Analogue Cuff Pressure Gauge with Connecting Tubing 100 cm

	Universal	Monitor	Pocket	Sensitive	Pediatric	Box
	REF 54-07-000	REF 54-05-000	REF 54-04-000	REF 54-03-001	REF 54-02-001	1
Pressure range	0 - 120 cmH ₂ O	0 - 120 cmH ₂ O	0 - 120 cmH ₂ O	0 - 120 cmH ₂ O	0 - 60 cmH ₂ O	
Scale	Ø 68 mm	Ø 68 mm	Ø 50 mm	Ø 50 mm	Ø 50 mm	

Accessories for Cuff Manometer

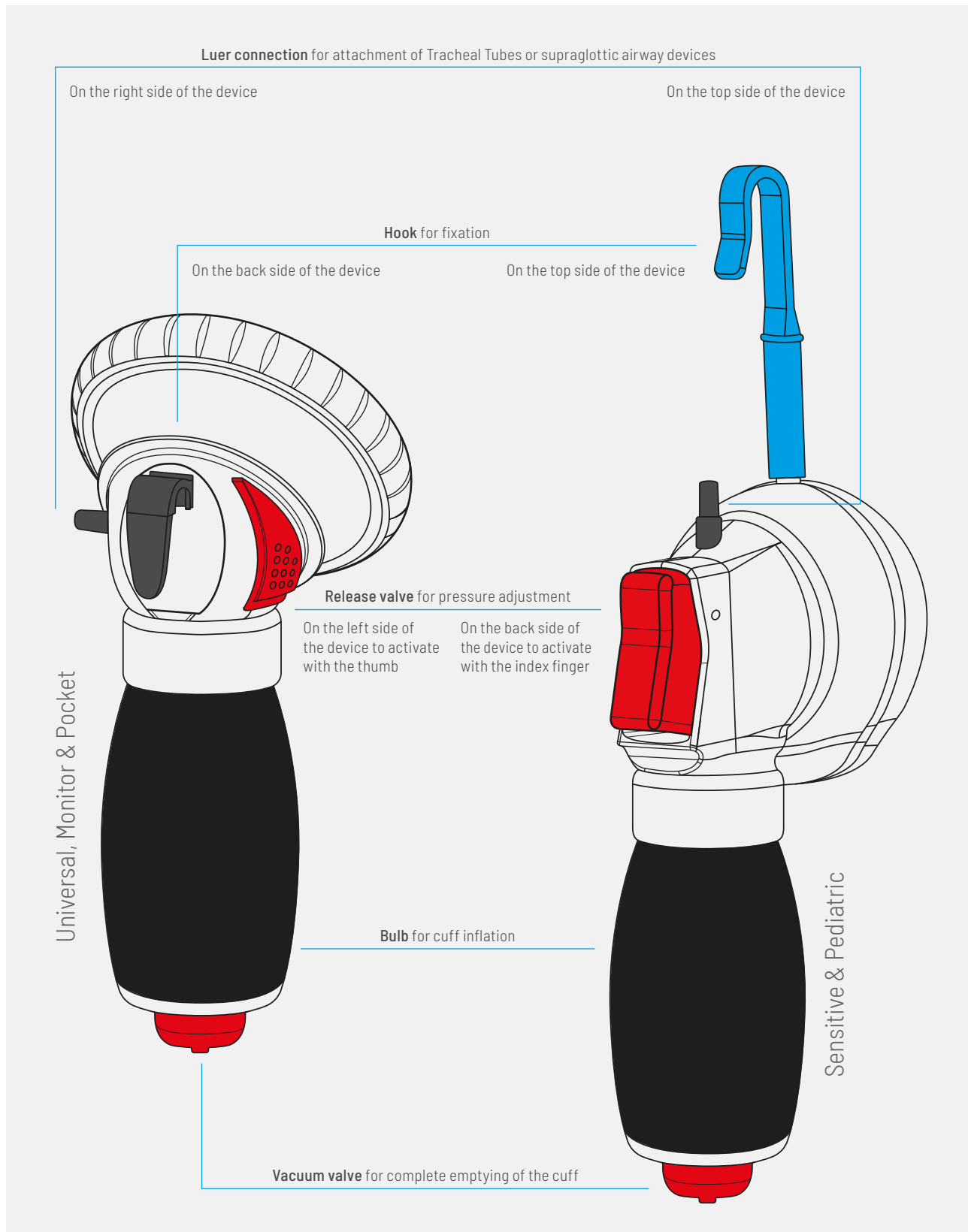
Order information

Connecting Tubing / For single use

Length	REF	Box
100 cm	54-05-112	10



Features

Additional
information

Application video




Brochure



Annotated bibliography

S-Guide

Malleable intubating guide for difficult airway management



S-Guide is an intubation aid for difficult airway management and facilitates orotracheal intubation, especially in patients where visualisation of the glottis is inadequate.

Due to its **malleability**, it is suitable for direct and indirect laryngoscopy, in particular for video laryngoscopes with non channelled blades.

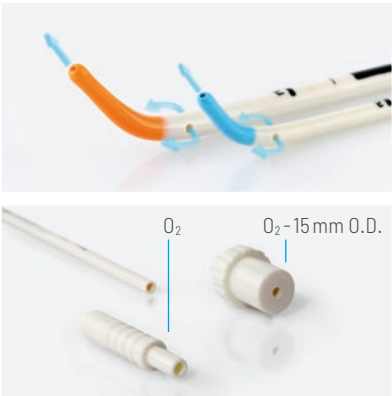
Supplied with two types of O₂ Connectors, **oxygenation*** is possible throughout the whole intubating process. Not impairing oxygenation even when the S-Guide is bent. The S-Guide is provided with a coloured, preformed and atraumatic **soft tip**.

* Oxygenation is possible with the sizes 11Fr and 15Fr. Oxygenation is not possible with the size 8Fr.

Features




Soft and Atraumatic Tip



Oxygenation*



Malleability



Order information

S-Guide / Two types of O₂ Connectors included (11Fr and 15Fr), for single use, sterile

Size	Length	Centimetre Markings	For Tracheal Tube	REF	Box
8 Fr	40 cm	5 to 30 cm	≥ 3.0 mm I.D.	33-92-400-1	5
11Fr	65 cm	5 to 40 cm	≥ 4.5 mm I.D.	33-91-650-1	5
15 Fr	65 cm	5 to 40 cm	≥ 6.0 mm I.D.	33-90-650-1	5

Additional information



Application video



Brochure



Flyer intubation aids



Recommendation of use



Annotated bibliography

i-Bougie

The versatile introducer to facilitate difficult intubation

The i-Bougie is an effective device to facilitate orotra-
cheal intubation, especially in patients where visualisati-
on of the glottis is inadequate.

Made of HDPE* material (non-PVC) with specific mechani-
cal properties, the i-Bougie is shapeable according to the
laryngoscope blade and the low friction surface facilita-
tes easy railroading of the tracheal tube. The design of
the distal tip is atraumatic and rounded and provides ad-
ditional confidence to the user.

The i-Bougie is hollow and supplied with two types of
O₂ Connectors allowing oxygen flow through the lateral
openings at the distal tip.


* HDPE = High Density Polyethylene



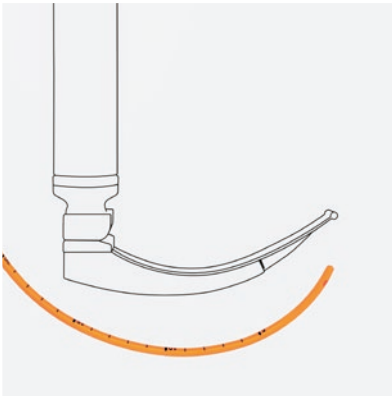
Features



Atraumatic Distal Tip



Oxygenation



Shapeability



Order
information

i-Bougie / Two types of O₂ Connectors included, for single use, sterile

Size	Length	Centimetre Markings	For Tracheal Tube	REF	Box
14 Fr	70 cm	5 to 40 cm	≥ 6.0 mm I.D.	33-70-700-1	5

Additional
information



Application video



Brochure




Flyer intubation aids



Annotated bibliography

X-Changer

Tube exchanger to maintain the airway during tracheal tube exchange



The X-Changer is designed to facilitate tracheal tube exchange with the possibility for temporary oxygenation. 3 sizes are available to minimize the gap between I.D. of tracheal tube and O.D. of catheter to avoid impingement upon the arytenoids (6). The catheter is made of soft material for better patient tolerance. When used as placeholder for extubation it can be left in situ until the need for reintubation is deemed unlikely (7, 8). Maintaining airway access increases the probability of success should reintubation of the patient with a difficult airway become necessary (9). The X-Changer can be used to increase the safety of changing tracheal tubes (10).


Features



Soft and Atraumatic Tip



Oxygenation



Centimetre Markings

11Fr	10	20	30	40	50	60	70	80	90	100	110	120	130	140	150	160	170	180	190	200	210	220	230	240	250	260	270	280	290	300	310	320	330	340	350	360	370	380	390	400	410	420	430	440	450	460	470	480	490	500	510	520	530	540	550	560	570	580	590	600	610	620	630	640	650	660	670	680	690	700	710	720	730	740	750	760	770	780	790	800	810	820	830	840	850	860	870	880	890	900	910	920	930	940	950	960	970	980	990	1000
14Fr	10	20	30	40	50	60	70	80	90	100	110	120	130	140	150	160	170	180	190	200	210	220	230	240	250	260	270	280	290	300	310	320	330	340	350	360	370	380	390	400	410	420	430	440	450	460	470	480	490	500	510	520	530	540	550	560	570	580	590	600	610	620	630	640	650	660	670	680	690	700	710	720	730	740	750	760	770	780	790	800	810	820	830	840	850	860	870	880	890	900	910	920	930	940	950	960	970	980	990	1000
19Fr	10	20	30	40	50	60	70	80	90	100	110	120	130	140	150	160	170	180	190	200	210	220	230	240	250	260	270	280	290	300	310	320	330	340	350	360	370	380	390	400	410	420	430	440	450	460	470	480	490	500	510	520	530	540	550	560	570	580	590	600	610	620	630	640	650	660	670	680	690	700	710	720	730	740	750	760	770	780	790	800	810	820	830	840	850	860	870	880	890	900	910	920	930	940	950	960	970	980	990	1000

Order information

X-Changer / Two types of O₂ Connectors included, for single use, sterile

Size	Length	Centimetre Markings	For Tracheal Tube	REF	Box
11Fr	80 cm	5 to 40 cm	≥ 4.0 mm I.D.	33-42-800-1	5
14Fr	80 cm	5 to 40 cm	≥ 5.0 mm I.D.	33-41-800-1	5
19Fr	80 cm	5 to 40 cm	≥ 7.0 mm I.D.	33-40-800-1	5

Additional information



Application video



Brochure



Flyer intubation aids



Annotated bibliography - References see page 30

Pocket Introducer

The smallest packaged introducer to facilitate difficult intubation



Plastic cartridge

Pocket Introducer is an aid for the difficult airway to facilitate orotracheal intubation under direct laryngoscopy or via video laryngoscopy. The 15 Fr introducer with preformed tip and centimetre markings unfolds from 20 to 65 cm with only 3 clicks and ready for use within seconds.

In folded condition, the introducer provides the smallest pack size and is the ideal space solution for emergency bags, helicopters, lab coat pockets, crash carts, etc.

Order information

Pocket Introducer / For single use, sterile

Size	Length	Centimetre Markings	For Tracheal Tube	REF	Box
15 Fr	65 cm	10 to 40 cm	≥ 6.0 mm I.D.	33-80-650-1	5

Pocket Introducer / In robust plastic cartridge, for single use, sterile

Size	Length	Centimetre Markings	For Tracheal Tube	REF	Box
15 Fr	65 cm	10 to 40 cm	≥ 6.0 mm I.D.	33-81-650-1	1

Additional information



Application video



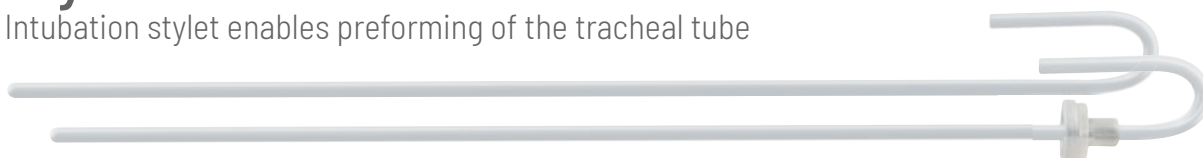
Flyer intubation aids



Annotated bibliography

Stylet

Intubation stylet enables preforming of the tracheal tube



- Soft, atraumatic tip
- Without silicone connector
- With moveable silicone connector, which allows fixation of the tracheal tube

Order information

Stylet / Reusable

Size	Length	O.D.	For Tracheal Tube	Without Silicone Connector	Box	With Moveable Silicone Connector (15 mm I.D.)	Box
Small	34 cm	2.0 mm	2.5 – 3.5 mm I.D.	REF 90-10-111	25	REF 90-10-001	10
Medium	38 cm	3.0 mm	4.0 – 4.5 mm I.D.	REF 90-10-222	25	REF 90-10-002	10
Large	45 cm	4.0 mm	5.0 – 6.5 mm I.D.	REF 90-10-333	25	REF 90-10-003	10
Large	45 cm	5.5 mm	7.0 – 11.0 mm I.D.	REF 90-10-444	25	REF 90-10-004	10

Additional information



Flyer intubation aids



Annotated bibliography

Quicktrach I

Set for percutaneous cricothyrotomy according to the catheter-over-needle technique



Quicktrach I is a percutaneous cricothyrotomy set according to the catheter-over-needle technique, for securing the airway in a CICO situation (Cannot Intubate – Cannot Oxygenate) in case of upper airway obstruction.

The sterile set is preassembled and available in blister packaging or plastic tube.



Features

Needle

- Due to the conical needle tip, the opening into the trachea is dilated

Cannula

- Inner diameter is adequate for temporary ventilation with standard breathing systems (11)

Stopper

- Reduces the risk of posterior tracheal wall perforation while inserting the needle into the trachea

Necktape

- For safe fixation

Syringe

- For checking the location in the trachea



Blister packaging



Plastic tube, ideal for emergency bags.

Dimension:
23 cm (L), Ø 5 cm

Order information

Quicktrach I / In blister packaging, for single use, sterile

Patient	Cannula	REF	Box
Child	2.0 mm I.D.	30-04-002-1	1
Adult	4.0 mm I.D.	30-04-004-1	1

Quicktrach I / In plastic tube, for single use, sterile

Patient	Cannula	REF	Box
Child	2.0 mm I.D.	30-04-902-1	1
Adult	4.0 mm I.D.	30-04-904-1	1

Additional information



Application video



Brochure



Flyer cricothyrotomy



Annotated bibliography – References see page 30

Quicktrach II

Set for percutaneous cricothyrotomy according to the catheter-over-needle technique

Quicktrach II is a percutaneous cricothyrotomy set according to the catheter-over-needle technique, for securing the airway in a CICO situation (Cannot Intubate – Cannot Oxygenate) in case of upper airway obstruction.

The cuff allows sealing of the trachea.

The sterile set is preassembled and available in blister packaging or plastic tube.



Features

Needle

- Due to the conical needle tip, the opening into the trachea is dilated

Cannula

- Inner diameter is adequate for temporary ventilation with standard breathing systems (11)

Cuff

- The cuff allows sealing of the trachea

Stopper + Safety Clip

- Reduces the risk of posterior tracheal wall perforation while inserting the needle into the trachea

Necktape

- For safe fixation

Syringe

- For checking the location in the trachea



Blister packaging



Plastic tube, ideal for emergency bags.

Dimension:

23 cm (L), Ø 5 cm

Order information

Quicktrach II / With cuff, in blister packaging, for single use, sterile

Patient	Cannula	REF	Box
Adult	4.0 mm I.D.	30-10-004-1	1

Quicktrach II / With cuff, in plastic tube, for single use, sterile

Patient	Cannula	REF	Box
Adult	4.0 mm I.D.	30-10-904-1	1

Additional information



Application video



Flyer cricothyrotomy



Annotated bibliography – References see page 30

Surgicric II

Set for surgical cricothyrotomy according to the classical surgical technique



Surgicric II is a set for surgical cricothyrotomy according to the classical surgical technique. The set enables securing the airway in case of upper airway obstruction, respectively as "Ultima Ratio" if all other attempts to ventilate the patient failed.

The special feature of Surgicric II is the combination of tube and dilator. The pre-inserted dilator in the tube allows for a rapid, easy procedure.

Packed in a specific sterile pouch, the set is providing clear overview of all components.

Features

Scissors

- For blunt dissection up to the cricothyroid membrane

Speculum and Tracheal Hook

- To hold the incision open

Necktape

- Safe fixation of the tube

Dilator

- Soft tip to prevent injury of the posterior tracheal wall
- Smooth transition between dilator and tube tip
- Locking mechanism reduces the risk of accidental dislocation of the dilator from the tube

6.0 mm I.D. Tube

- Cuff for protection against aspiration
- Moveable flange
- Atraumatic, rounded tube tip

Extension Tubing

- With suction possibility ≤ 16 Fr



Content

- 1 Scalpel #11
- 2 Syringe 10 ml
- 3 6.0 mm I.D. tube with cuff and dilator
- 4 Necktape
- 5 Extension tubing
- 6 Tracheal hook
- 7 Scissors
- 8 Speculum

Robust packaging and compact pack size to fit emergency bags, backpacks, crash carts, etc.

Pack size:

31.5 cm (L) x 15.2 cm (W) x 5.0 cm (H)

Unfolded size / sterile field:

56 cm (L) x 39 cm (W)



Order information

Surgicric II / For single use, sterile

REF	Box
30-08-117-1	1

Additional information



Application video



Brochure



Flyer cricothyrotomy



Annotated bibliography

Surgicric III

Set for percutaneous cricothyrotomy according to the Seldinger technique

Surgicric III is a set for percutaneous cricothyrotomy according to the Seldinger technique. The set enables securing the airway in case of upper airway obstruction, respectively as "Ultima Ratio" if all other attempts to ventilate the patient failed.

The special feature of Surgicric III is the combination of tube and dilator. The pre-inserted dilator in the tube allows for a rapid, easy procedure.

Packed in a specific sterile pouch, the set is providing clear overview of all components.



Features

Guidewire

- J-tip allows atraumatic insertion
- 10 cm, 20 cm and 30 cm graduation markings for depth orientation

Necktape

- Safe fixation of the tube

Dilator

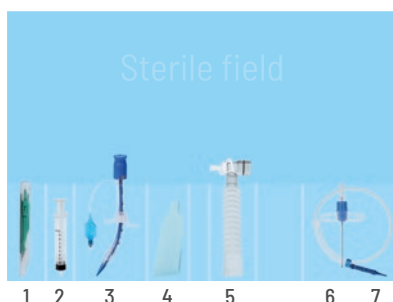
- Soft tip to prevent injury of the posterior tracheal wall
- Smooth transition between dilator and tube tip
- Locking mechanism reduces the risk of accidental dislocation of the dilator from the tube

6.0 mm I.D. Tube

- Cuff for protection against aspiration
- Moveable flange
- Atraumatic, rounded tube tip

Extension Tubing

- With suction possibility ≤ 16 Fr



Content

- 1 Scalpel #11
- 2 Syringe 10 ml
- 3 6.0 mm I.D. tube with cuff and dilator
- 4 Necktape
- 5 Extension tubing
- 6 Introducer catheter (needle & cannula)
- 7 Guidewire

Robust packaging and compact pack size to fit emergency bags, backpacks, crash carts, etc.

Pack size:

31.5 cm (L) x 15.2 cm (W) x 5.0 cm (H)

Unfolded size / sterile field:

56 cm (L) x 39 cm (W)



Order information

Surgicric III / For single use, sterile

REF

Box

30-08-227-1 1

Additional information



Application video



Flyer cricothyrotomy



Annotated bibliography

ScalpelCric

Set for surgical cricothyrotomy according to the scalpel technique



ScalpelCric is a surgical set for cricothyrotomy according to the scalpel technique. The set has been developed to match the latest recommendations from the DAS (Difficult Airway Society) 2015 Guidelines.

Based on the simple description of **"stab, twist, bougie, tube"**, the ScalpelCric is meant to facilitate the execution of eFONA (emergency Front Of Neck Access) in a CICO situation (Cannot Intubate – Cannot Oxygenate). The set is packed in a specific sterile pouch with each component organised in the order of use. This can be important at the critical time of the procedure.

Features

Bougie

- Low friction surface for easy railroading of the tube
- Angled and atraumatic tip
- Centimetre markings to control insertion depth

6.0 mm I.D. tube

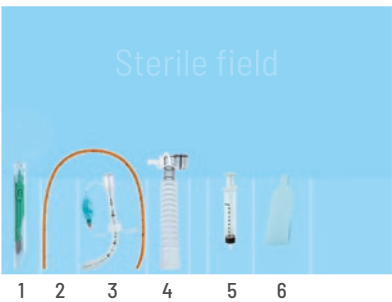
- Cuff for protection against aspiration
- Moveable flange
- Atraumatic, rounded tube tip

Extension Tubing

- With suction possibility ≤ 16 Fr

Necktape

- Safe fixation of the tube



Content

- 1 Scalpel # 10
- 2 14 Fr Bougie, 40 cm
- 3 6.0 mm I.D. tube with cuff
- 4 Extension tubing
- 5 Syringe 10 ml
- 6 Necktape

Robust packaging and compact pack size to fit emergency bags, back-packs, crash carts, etc.

Pack size:

31.5 cm (L) x 15.2 cm (W) x 5.0 cm (H)

Unfolded size / sterile field:

56 cm (L) x 39 cm (W)



Order information

ScalpelCric / For single use, sterile

REF	Box
30-08-447-1	1

Additional information



Application video



Brochure



Flyer cricothyrotomy



Annotated bibliography

Jet-Ventilation Catheters

Narrow bore cannula for percutaneous cricothyrotomy

Order
information

Jet-Ventilation Catheters acc. to Ravussin / For single use, sterile

Size	Patient	Emergency Set With syringe	Box	Anaesthesia Set	Box
13 G	Adult	REF 30-02-913-1	1	REF 30-02-013-1	5
14 G	Child	REF 30-02-914-1	1	REF 30-02-014-1	5
16 G	Infant	REF 30-02-918-1	1	REF 30-02-018-1	5



Additional
information



Annotated bibliography

Accessories for Jet-Ventilation Catheters

Order
information

Connecting Tubing /

Length	REF	Box
100 cm	54-05-111	10

Male Luer Lock



Female Luer Lock



Silicone Resuscitator Set

Reusable



Order information

Set for Infant /
In a rigid, transparent carrying case,
Silicone Resuscitator Bag 280 ml,
Silicone Face Mask size 1,
Reservoir Bag 600 ml,
Oxygen Tubing 200 cm

REF	Box
88-10-390	1

Set for Child /
In a rigid, transparent carrying case,
Silicone Resuscitator Bag 450 ml,
Silicone Face Mask size 3,
Reservoir Bag 2500 ml,
Oxygen Tubing 200 cm

REF	Box
88-10-290	1

Set for Adult /
In a rigid, transparent carrying case,
Silicone Resuscitator Bag 1500 ml,
Silicone Face Mask size 5,
Reservoir Bag 2500 ml,
Oxygen Tubing 200 cm

REF	Box
88-10-190	1



Silicone Resuscitator Bag

Order information

Silicone Resuscitator Bag / Reusable

Infant 280 ml	Box
REF 88-10-300	1

Child 450 ml	Box
REF 88-10-200	1

Adult 1500 ml	Box
REF 88-10-100	1



PVC Resuscitator Set

For single use



Order
information

Set for Infant /

In a transparent PE-bag,
PVC Resuscitator Bag 280 ml,
PVC Face Mask size 1,
Reservoir Bag 600 ml,
Oxygen Tubing 200 cm

REF	Box
84-10-395	6

Set for Child /

In a transparent PE-bag,
PVC Resuscitator Bag 450 ml,
PVC Face Mask size 3,
Reservoir Bag 2500 ml,
Oxygen Tubing 200 cm

REF	Box
84-10-295	6

Set for Adult /

In a transparent PE-bag,
PVC Resuscitator Bag 1500 ml,
PVC Face Mask size 5,
Reservoir Bag 2500 ml,
Oxygen Tubing 200 cm

REF	Box
84-10-195	6



Accessories for Resuscitators

Order
information

PEEP-Valve / Reusable

Pressure Range	Connection	Colour	REF	Box
2-10 cmH ₂ O	30 mm I.D. with additional adapter 22 mm O.D.	Blue	88-13-006	1
5-20 cmH ₂ O	30 mm I.D. with additional adapter 22 mm O.D.	Blue	88-13-007	1



PEEP-Valve / For single use

Pressure Range	Connection	Colour	REF	Box
2-10 cmH ₂ O	30 mm I.D. with additional adapter 22 mm O.D.	Orange	89-13-006	1
5-20 cmH ₂ O	30 mm I.D. with additional adapter 22 mm O.D.	Orange	89-13-007	1



PEEP-Adapter / 22 mm I.D. / 30 mm O.D., for PEEP-Valve when used with Silicone Resuscitator, reusable

REF	Box
88-13-003	1



Oxygen Tubing / For single use

Length	REF	Box
200 cm	89-17-000	1



Reservoir Bag / For single use

Size	REF	Box
600 ml	89-12-020	5
2500 ml	89-12-010	5



Spare Parts for Silicone Resuscitators

Order
information

Non-Rebreathing Valve / Without pressure relief, reusable

REF	Box
88-14-000	1



Non-Rebreathing Valve / With pressure relief 40 cmH₂O, reusable

REF	Box
88-15-000	1



Intake Valve / Reusable

REF	Box
88-26-000	1



Bi-Mask

Anatomically shaped anaesthesia face mask



The Bi-Mask is a face mask made of silicone with integrated plastic shell. This supports a comfortable grip, as the mask is malleable and yet provides stability without collapse. Due to the anatomical shape, the Bi-Mask provides an airtight seal with minimum pressure and the ergonomic design allows an optimised grip via C-grip. The Bi-Mask is available in 5 sizes and processable up to 100 times (autoclavable at 134°C).

Features

Mask Body

- Allows visibility for patient observation

Soft Silicone Rim

- Seals to a variety of face shapes

Hook Ring

- Allows fixation of the mask in combination with a Fixation Tape

Internal Plastic Shell

- Provides stability without collapse
- Colour coding facilitates size selection
- Supports a comfortable grip due to its malleability

UDI Code and Serial Number

- Product traceability and tracking of product usage

22 mm I.D. Connection

- For resuscitator bag or breathing system

Order information

Bi-Mask / Reusable

Size	Patient	Connection	Colour	REF	Box
2	Child, small	22 mm I.D.	■	35-65-222	1
3	Child, large	22 mm I.D.	■	35-65-223	1
4	Adult, small	22 mm I.D.	■	35-65-224	1
5	Adult, medium	22 mm I.D.	■	35-65-225	1
6	Adult, large	22 mm I.D.	■	35-65-226	1

Accessories for Bi-Mask

Order information

Hook Ring / Reusable

REF	Box
88-60-266	10



/ Rendell Baker Mask

Order
information**Rendell Baker Mask** / Reusable

Size	Patient	Connection	REF	Box
0	Newborn	22 mm I.D.	35-60-000	10
1	Infant	22 mm I.D.	35-60-001	10
2	Child, small	22 mm I.D.	35-60-002	10
3	Child, large	22 mm I.D.	35-60-003	10



/ Paediatric Mask

Order
information**Paediatric Mask** / Reusable

Size	Patient	Connection	REF	Box
0	Newborn	15 mm O.D.	88-11-000	10
1	Infant	15 mm O.D.	88-11-001	10
2	Child	22 mm I.D.	88-11-002	10



/ PVC Face Mask

Order
information**Face Mask** / With inflatable cushion, for single use

Size	Patient	Connection	Colour	REF	Box
1	Newborn	15 mm O.D.	-	35-40-201	10
2	Infant	15 mm O.D.	-	35-40-202	10
3	Child	22 mm I.D.	Yellow	35-40-203	10
4	Adult, small	22 mm I.D.	Red	35-40-204	10
5	Adult, medium	22 mm I.D.	Purple	35-40-205	10
6	Adult, large	22 mm I.D.	Blue	35-40-206	10



/ Accessories for Face Masks

Order
information**Fixation Tape** / Reusable

Patient	REF	Box
Child	35-70-155	10
Adult	35-70-255	10

**Fixation Tape** / For single use

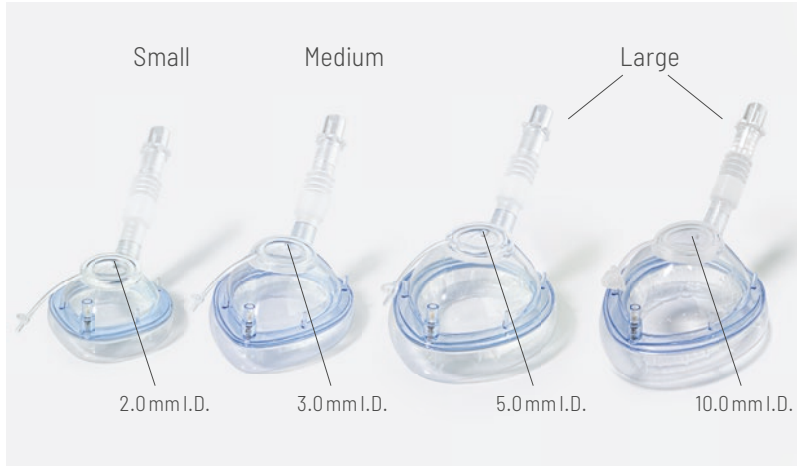
Patient	REF	Box
Adult	35-30-255	10



Endoscopy Mask

For ventilation during endoscopic procedures

Allows endoscopy and simultaneous ventilation during fiberoptic intubation, bronchoscopy and upper gastrointestinal endoscopy. The administration of analgesic gases during endoscopic procedures improves patient comfort and the quality of the procedure (12, 13). It prevents hypoventilation and desaturation for increased patient safety.



Order information

Endoscopy Mask / For single use

Size	Membrane	REF	Box
Small	2.0 mm I.D.	30-40-111	10
Medium	3.0 mm I.D.	30-40-333	10
Large	5.0 mm I.D.	30-40-555	10
Large	10.0 mm I.D.	30-40-777	10

Fixation Tape / Reusable

Patient	REF	Box
Child	35-70-155	10
Adult	35-70-255	10

Fixation Tape / For single use

Patient	REF	Box
Adult	35-30-255	10

Additional information



Brochure



Application video
fiberoptic intubation



Application video
bronchoscopy



Application video
transesophageal
echocardiography

References see page 30

Bronchoscope Airway

Large lumen to guide endoscope and tracheal tube. The airway has a lateral opening for easy removal after the endoscopic procedure. The external biteblock protects the endoscope.

Bronchoscope Airway / For single use, sterile

Size	Length	REF	Box
2	65 mm	30-40-420-1	10
4	85 mm	30-40-440-1	10




Order information

Manual Suction Pump

For effective and quick suction of fluids from the oro- and pharyngeal cavities

The Manual Suction Pump is a inexpensive alternative for EMS personnel and first responders. It easily fits in most emergency cases or bags and always ready for use, as the operation of the device is independent from any power source.

Features



Order information

Manual Suction Pump / Vacuum pump, suction catheters (28 Fr and 40 Fr), container 250 ml, sealing cap, adapter for standard suction catheters, suction cap Vacuum pump: reusable Accessories: for single use	
REF	Box
30-55-000	1

Accessory Kit for Manual Suction Pump / Suction catheters (28 Fr and 40 Fr), container 250 ml, sealing cap, adapter for standard suction catheters, suction cap For single use	
REF	Box
30-56-000	1

All accessories in one set

/ Pelvic Sling

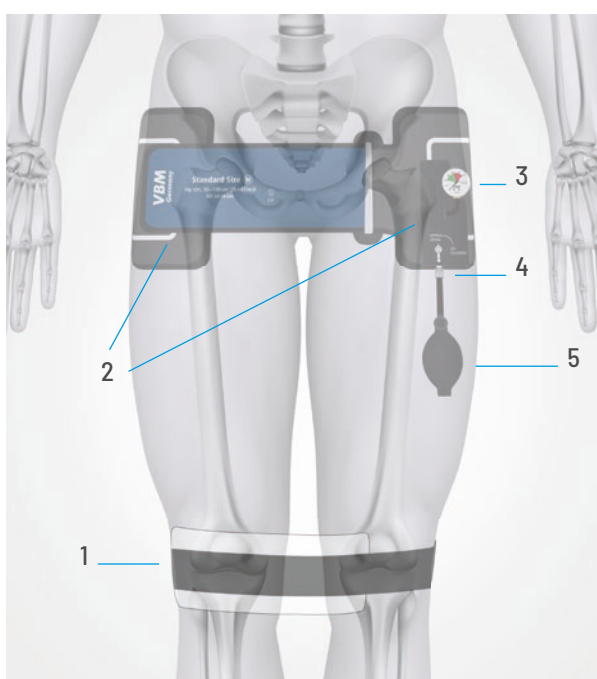
Pneumatic system for the stabilisation of pelvic fractures

The Pelvic Sling is a non-invasive, external pelvis stabiliser for compression and stabilisation of unstable pelvic fractures. The inflatable cuffs exert a lateral pressure to the pelvis for external stabilisation of the pelvic ring to restore the anatomic conditions.

Hemorrhage is reduced by reduction of the intra-pelvic volume.



Features



Pelvic Sling in situ with slide splint used as knee fixation.

1 Slide Splint / Knee Fixation

- To slide the Pelvic Sling underneath the patients pelvis
- After removal used as knee fixation

2 Cuffs

- Lateral compression of the pelvis due to pneumatic cuffs
- Minimal mechanical manipulation on the fractured pelvis

3 Manometer

- Visual control of the applied pressure

4 Stopcock

- For a leak free transport

5 Hand Inflator

- For inflation and deflation of both cuffs
- Removable for MRI use



Positioning

- Due to the positioning line at the level of the trochanter major a correct placement of the Pelvic Sling can be achieved
- The slide splint facilitates the application of the Pelvic Sling and can help to consider the important internal rotation of the lower extremities

Order information

Pelvic Sling / For single use

Size	Patient	Hip Circumference	REF	Box
S	Junior	70 – 90 cm	34-10-006	1
M	Standard	90 – 110 cm	34-10-004	1
L	Large	110 – 140 cm	34-10-005	1

Additional information



Application video



Annotated bibliography

The Pelvic Sling is packed in a compact size bag, ready to use.

Pack size:

42 cm (L) x 19 cm (W) x 7 cm (H)

/ Airway Management Simulators

Simulation is the ideal method for replicating clinical situation and contributes to improve patient care by enhancing proficiency of practitioners. VBM has developed a wide range of skill-trainers and mannequins with the highest possible fidelity to train all airway procedures.

/ Bill III

- Tracheal intubation
- Supraglottic airway insertion
- Mask ventilation
- Fiberoptic bronchoscopy (if bronchial tree is connected)
- Fiberoptic intubation
- Video laryngoscopy
- Inflatable tongue for Difficult Airway simulations



Order
information

Bill III / With carrying bag

REF	Box
30-29-000	1

Bronchial Tree acc. to Dr. Nakhosteen / For connection to simulator "Bill III"



REF	Box
30-19-400	1

/ Transparent Head

Order
information

Transparent Head / For demonstration and positioning of Laryngeal Tubes, with carrying bag

REF	Box
30-16-300	1



/ Crico-Trainer

Crico-Trainer "Adelaide"

The chin is moveable to train cricothyrotomy under more difficult conditions. The skin has two layers to simulate skin and cricothyroid membrane. Complete with 5 skins.

Crico-Trainer "Adelaide" / With 5 skins

REF	Box
30-14-700	1



Crico-Trainer "Frova"

For practising cricothyrotomy and percutaneous tracheostomy. Complete with 10 skins and 10 tracheal structures.

Crico-Trainer "Frova" / With 10 skins and 10 tracheal structures

REF	Box
30-14-000	1



Crico-Trainer "Animal"

For fixation of a real animal trachea. Complete with 10 skins.

Crico-Trainer "Animal" / With 10 skins

REF	Box
30-14-500	1



/ Accessories for Crico-Trainer

Skins /

Crico-Trainer	REF	Box
"Adelaide"	30-14-722	5
"Frova" and "Animal"	30-14-222	10



Version "Adelaide"



Version "Frova" and "Animal"

Larynx / For Crico-Trainer "Adelaide" and "Frova"

REF	Box
30-14-111	1



Tracheal Structure / For Crico-Trainer "Frova"

REF	Box
30-14-444	10



Order
information

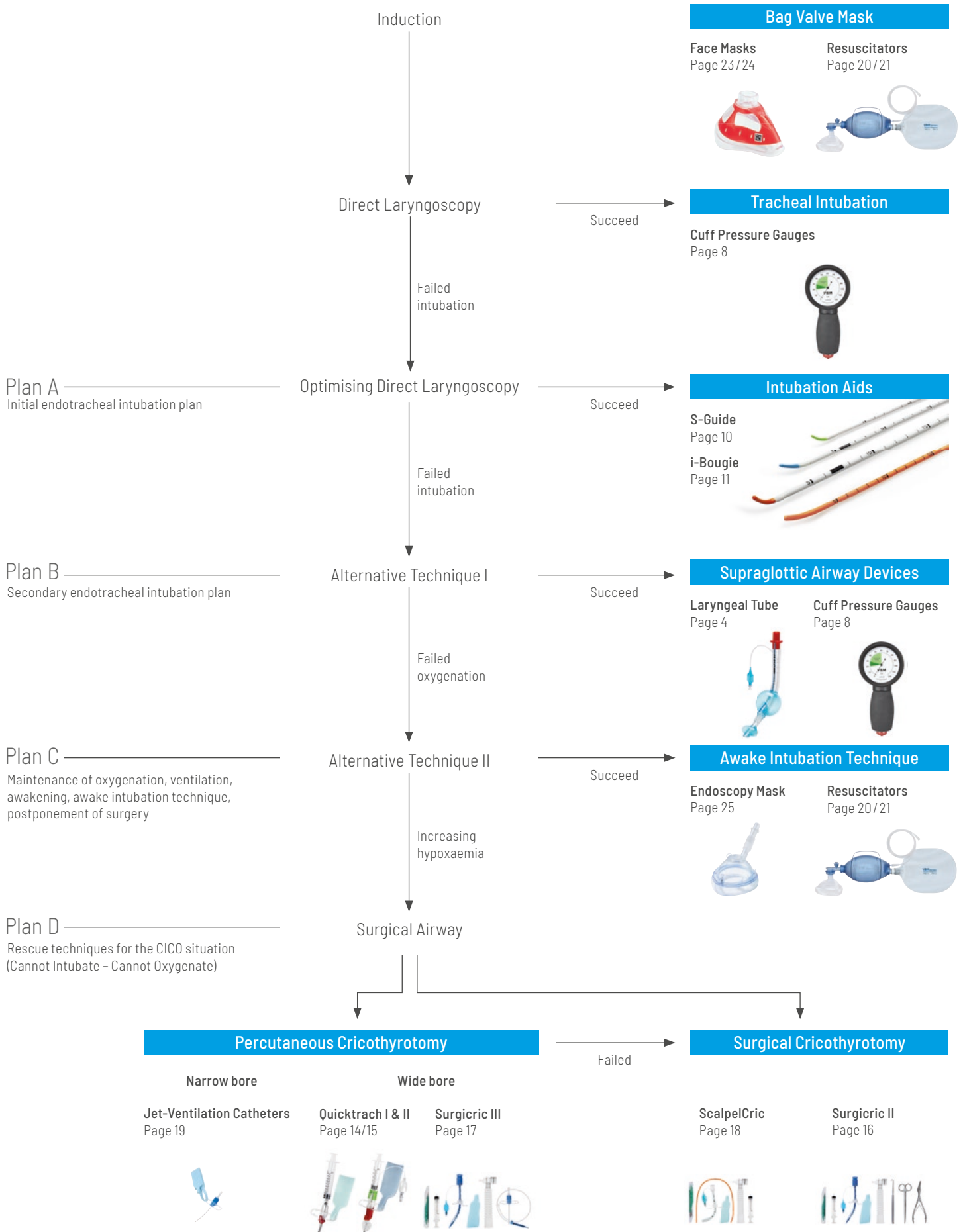
Order
information

List of References

References

- (1) Genzwürker et al. "Emergency airway management by first responders with the laryngeal tube – intuitive and repetitive use in a manikin." *Scand J Trauma Resusc Emerg Med* 2005; 13; 212-217.
- (2) Knacke, Engelhardt (Hrsg.) Fallbeispiele Rettungsdienst, Band II, S+K Verlag, 2006.
- (3) Ott M, et al., "Exploration of strategies to reduce aerosol-spread during chest compressions: A simulation and cadaver model," *Resuscitation*, 2020.
- (4) Wiese C:H.R. et al. "Reduction in no flow time using a laryngeal tube. Comparison to bag-mask ventilation," *Anaesthesist*, 2008.
- (5) Wang H.E. et al. "Effect of a Strategy of Initial Laryngeal Tube Insertion vs Endotracheal Intubation on 72-Hour Survival in Adults With Out-of-Hospital Cardiac Arrest. A Randomized Clinical Trial," *JAMA*, 2018.
- (6) C. A. Hagberg and J. L. Benumof, Benumof and Hagberg's airway management, 4rd ed. Philadelphia: Elsevier, p. 767, 2018.
- (7) I. Dornberger, Schwieriges Atemwegsmanagement bei Erwachsenen und Kindern, Stuttgart: Thieme, p. 92, 2013.
- (8) C. A. Hagberg and J. L. Benumof, Benumof and Hagberg's airway management, 4rd ed. Philadelphia: Elsevier, p. 768, 2018.
- (9) C. A. Hagberg and J. L. Benumof, Benumof and Hagberg's airway management, 4rd ed. Philadelphia: Elsevier, p. 861, 2018.
- (10) M. Parotto et al., "Extubation of the Challenging or Difficult Airway," *Current anesthesiology reports*, pp. 1-7, 2020.
- (11) X. Onrubia et al., "Front of neck access to the airway: A narrative review," *Trends in Anaesthesia and Critical Care*, vol. 22, pp. 45-55, 2018.
- (12) T. Erb et al., Blackwell Science Ltd, Paediatric Anaesthesia, 9, 47-52, 1999.
- (13) Torino A, Martino DD, Fusco P, Collina U, Marullo L, et al. (2016) Hot Topics in Airway Management During Gastrointestinal Endoscopy, *J Gastrointest Dig Syst* 6: 377
- (14) Schalk R, Weber C, Byhahn C, Reyher C, Stay D, Zacharowski K, Meininger D, *Anaesthesist* 2012 61:777-782, Published: August 29, 2012
- (15) Dodd K, Kornas R, Prekker M, Klein L, Reardon R, Driver B, *J Emerg Med*. 2017 Apr;52(4):403-408, Published: November 19, 2016
- (16) Klein L, Paetow G, Kornas R, Reardon R, *Acad Emerg Med*. 2016 23(3):219-370, e2-e7, Published: March 10, 2016

/ VBM Difficult Airway Algorithm



A

Accessories for Bi-Mask	23
Accessories for Crico-Trainer	29
Accessories for Cuff Controller	7
Accessories for Cuff Manometer	8
Accessories for Face Masks	24
Accessories for Jet-Ventilation Catheters	19
Accessories for Resuscitators	22
Accessory Kit for Manual Suction Pump	26
Airway Management Simulators	28

B

Bill III	28
Bi-Mask	23
Biteblock	5
Bronchial Tree acc. to Dr. Nakhosteen	28
Bronchoscope Airway	25

C

Connecting Tubing for Cuff Controller	7
Connecting Tubing for Cuff Manometer	8
Connecting Tubing for Jet-Ventilation Catheters	19
Cricothyrotomy	14 - 19
Crico-Trainer "Adelaide"	29
Crico-Trainer "Animal"	29
Crico-Trainer "Frova"	29
Cuff Controller	7
Cuff Manometer	8
Cuff Pressure Gauges	7 - 9

E

Endoscopy Mask	25
ET Tubus	6

F

Face Masks	23 - 25
Fixation Tape for Face Masks	24 + 25

H

Hook Ring for Bi-Mask	23
-----------------------	----

I

i-Bougie	11
Intake Valve for Silicone Resuscitators	22
Intubating Laryngeal Tube iLTS-D	6
Intubation Aids	10 - 13

J

Jet-Ventilation Catheters	19
---------------------------	----

L

Laryngeal Tube LTS-D Emergency Set	5
Laryngeal Tubes	4 - 6
Laryngeal Tubes LTS-D	4
Larynx for Crico-Trainer	29

M

Manual Suction Pump	26
---------------------	----

N

Non-Rebreathing Valve for Silicone Resuscitators	22
--	----

O

Oxygen Tubing for Resuscitators	22
---------------------------------	----

P

Paediatric Mask	24
PEEP-Adapter for Resuscitators	22
PEEP-Ventil for Resuscitators	22
Pelvic Sling	27
Pocket Introducer	13
PVC Face Mask	24
PVC Resuscitator Set	21

Q

Quicktrach I	14
Quicktrach II	15

R

Rendell Baker Maske	24
Reservoir Bag for Resuscitators	22
Resuscitators	20 - 22

S

ScalpelCric	18
S-Guide	10
Silicone Resuscitator Bag	20
Silicone Resuscitator Set	20
Simulators	28 - 29
Skins for Crico-Trainer	29
Spare Parts for Silicone Resuscitators	22
Stylet	13
Surgicric II	16
Surgicric III	17
Syringe for Laryngeal Tube	5

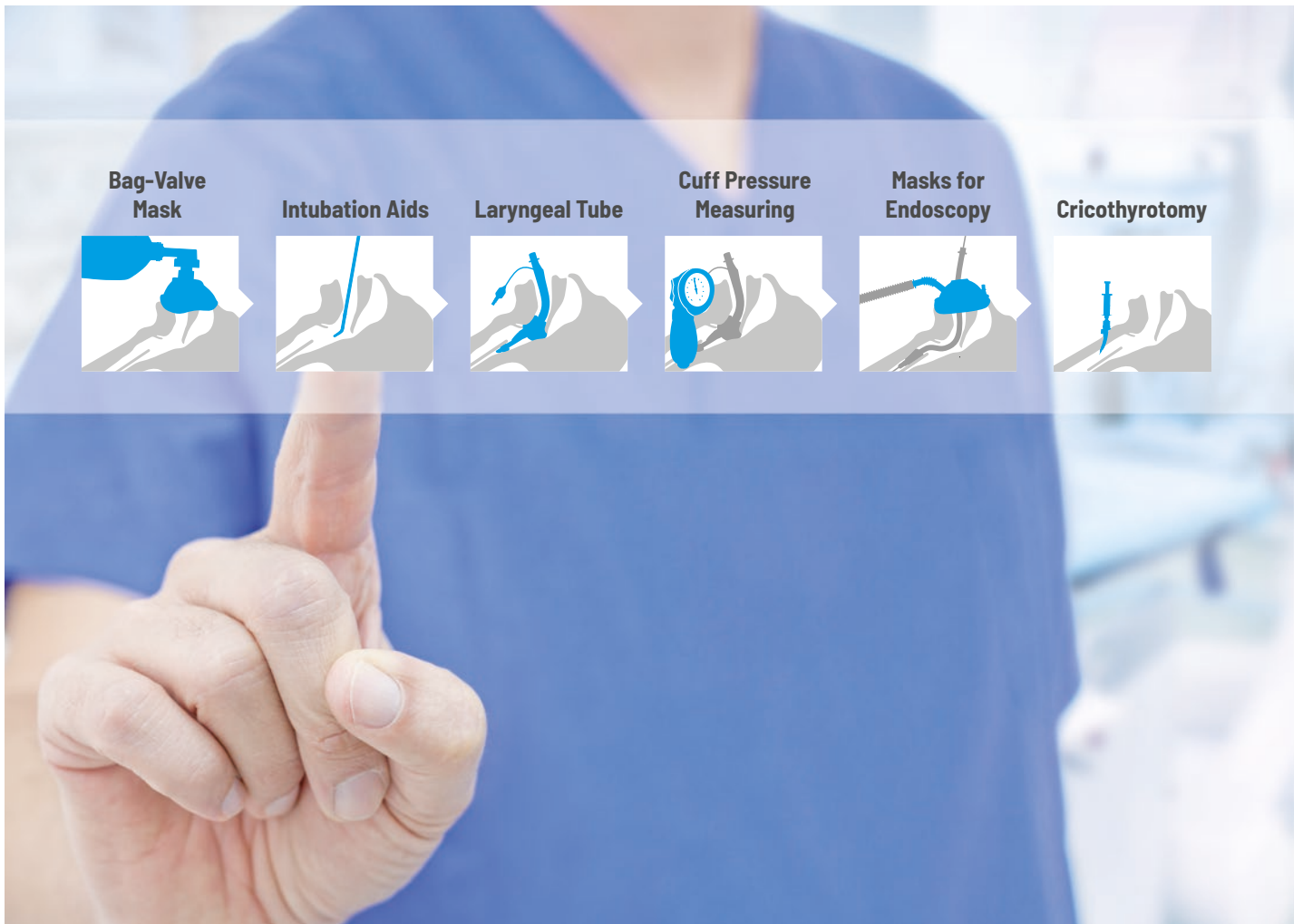
T

Tracheal Structure for Crico-Trainer	29
Transparent Head	28

X

X-Changer	12
-----------	----

/ VBM – Specialists in Airway Management



Our Company

Since 1981, we have been developing, producing and selling medical technology solutions in the areas of Airway Management, Accessories for Anesthesia & Intensive Care and Tourniquet Systems.

We are a globally active family business with roots in the northern Black Forest - where around 200 employees work from development to the finished product.

We distribute our products worldwide through our sales office in USA and trading partners in over 100 countries.

Our Vision

At VBM we think about the future. As a family business, we have the courage to think long-term and make sustainable decisions. Always with the aim of supplying our customers and ultimately the patients with high-quality products.



VBM Medizintechnik GmbH

Einsteinstrasse 1
72172 Sulz a. N.
Germany
Tel.: +49 7454 9596-0
Fax: +49 7454 9596-33
e-mail: sales@vbm-medical.de
www.vbm-medical.de

More product catalogues, brochures, flyers and application videos
can be found in the media library on our website.

Connect with us:

