

# BD Saf-T-Intima™

## Integrated Safety IV Catheter System for Subcutaneous Infusion Therapies



**Easy to use**

---

**Reduces the risk of  
needle-stick injuries**

---

**Suitable for all clinical  
settings**



Helping all people  
live healthy lives

# BD Saf-T-Intima™

Designed with safety in mind

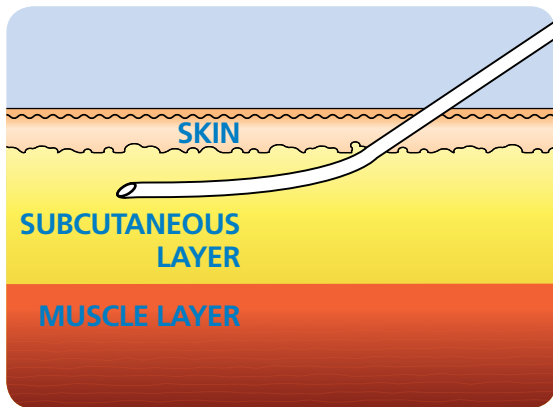


# Subcutaneous Infusion Therapy

Subcutaneous infusion, also known as “Hypodermoclysis”, is increasingly and widely used for the following therapies:

- Rehydration
- Pediatric care
- Palliative care
- Pain management

**With an aging population and global economic burdens, hypodermoclysis can offer a cost-efficient, effective alternative to intravenous therapy.**

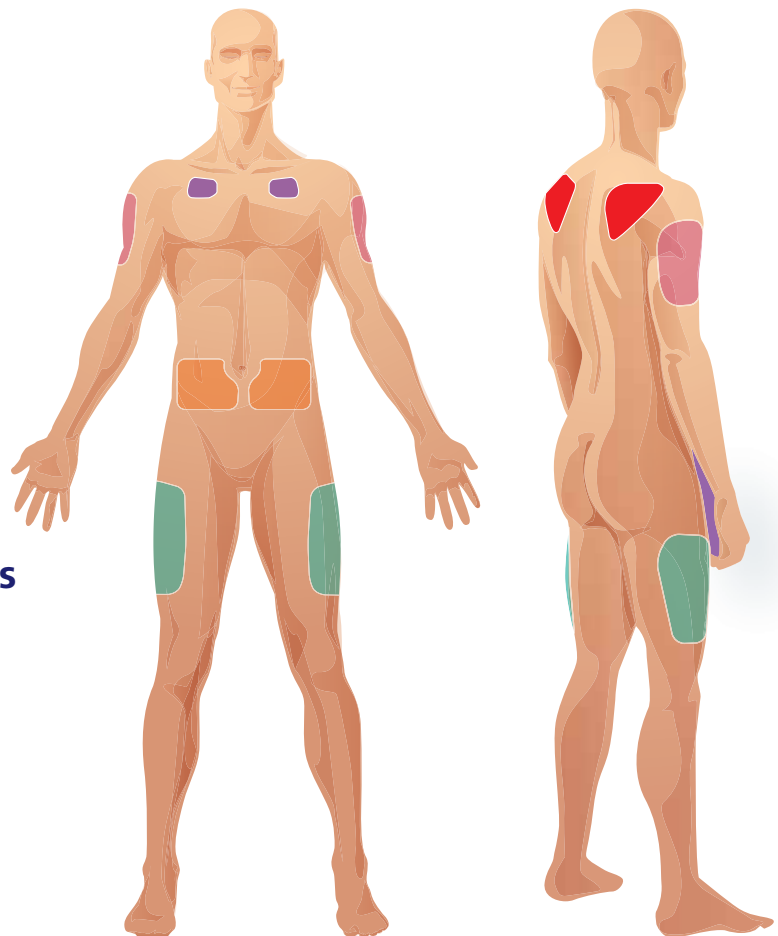


**Appropriate sites for subcutaneous infusion include:**

- Scapula
- Subclavicular chest wall
- Anterior abdominal wall
- Anterior aspect of the upper arms
- Anterior aspects of the thighs

**When IV access is not required, possible or practical, hypodermoclysis is an effective alternative.**

**Early intervention in cases of dehydration can prevent serious complications<sup>1</sup>.**





## BD Saf-T-Intima™

Integrated closed Safety IV System now indicated for subcutaneous infusion therapy



**BD Vialon™ - A trusted biomaterial that improves dwell time with less risk of phlebitis<sup>4</sup> in IV therapy, has the same properties to ensure optimal subcutaneous dwell times.**

The use of products which exhibit these features is recommended by leading consultants<sup>1</sup>.

- 24G short peripheral intravenous catheter
- Comfortable wings for support and stabilization
- Integrated short extension set to aid smooth insertion and reduce catheter movement during use
- Integrated safety mechanism to ensure health care worker safety during and after placement of device

The use of intravenous catheter systems for subcutaneous infusion therapy is predominant.

Compared to winged steel needle sets, peripheral IV catheters will:

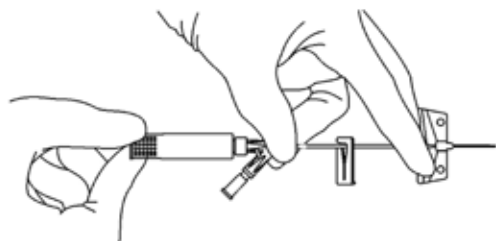
- Dramatically reduce needle stick injuries<sup>3</sup>
- Increase dwell time<sup>3</sup>
- Reduce risks from steel sharp under patient's skin<sup>1</sup>
- Reduce skin reactions<sup>3</sup>

The design of the intravenous catheter can aid patient comfort and help ensure optimal dwell times are achieved.



# BD Saf-T-Intima™ for Subcutaneous infusion therapy

## 1



### Preparation

- Hold as shown (Fig. 1) and rotate the white safety shield to loosen the needle. (Fig. 1).

### Priming

- To prime the BD Saf-T-Intima™ Y port: remove the vent plug and prime with fluids according to the organization's procedure. Replace the vent plug after priming, before insertion.

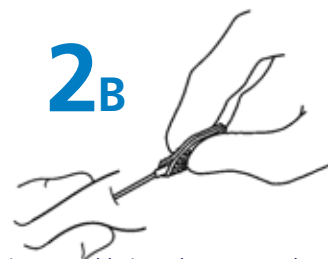
## 2A



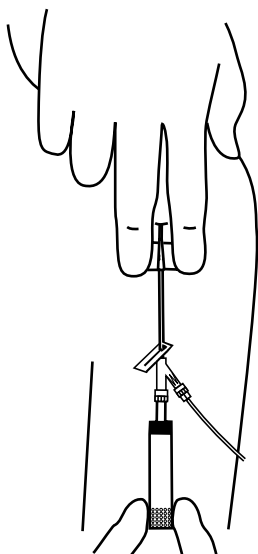
### Insertion

- Grasp the textured sides of wings and bring them together, pinching firmly. (Fig. 2A).
- Using thumb and index finger gently pinch the skin around selected site to identify the subcutaneous tissue. (Fig. 2B).
- Insert the full length of the catheter and needle through the skin at a 30°-45° angle. (Fig. 2B).

## 2B



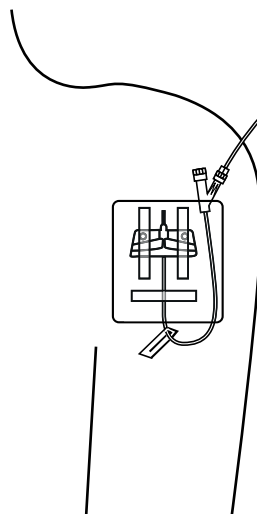
## 3



### Needle Removal

- Lay the wings flat on the skin surface and pull the white safety shield in a straight, continuous motion until the safety shield separates from the safety system. (Fig. 3).
- Discard the needle immediately in a puncture resistant sharps container.

## 4



### Stabilization

- Secure the catheter and apply a sterile dressing and end cap according to the organization's procedure.



Helping all people  
live healthy lives

- 1 Hypodermoclysis Review. Report written by Andrew Jackson, IV Nurse Consultant and owner of IVTEAM.com. December 2011, data on file.
- 2 Remington, R. and Hultman, T. (2007) Hypodermoclysis to treat dehydration: A review of the evidence. JAGS. 55(12), p.2051-2055.
- 3 Dawkins, L., Britton, D., Johnson, I., Higgins, B. and Dean, T. (2000) A randomized trial of winged Vialon cannulae and metal butterfly needles. International Journal of Palliative Nursing. 6(3), p.110-116.
- 4 Maki DG, Ringer M. Risk factors for infusion-related phlebitis with small peripheral venous catheters: a randomized controlled trial; Ann Intern Med 1991;114; p. 845-854.

Refer to package insert for full instructions and safety information.

BD, BD Logo and all other trademarks are property of Becton, Dickinson and Company. © 2013 BD.

BDM0195-CE

BD Saf-T-Intima™ Description	Product #	Subcutaneous	
		IV	
Straight Yel 24Ga x 19mm	383318	✓	✓
With Y Adapter Yel 24Ga x 19mm	383319	✓	✓
Straight Bl 22Ga x 19mm	383328	✓	✓
With Y Adapter Bl 22Ga x 19mm	383329	✓	✓
Straight Pnk 20Ga x 25mm	383335	✓	N/A
With Y Adapter Pnk 20Ga x 25mm	383336	✓	N/A
With Y Adapter Gn 18Ga x 25mm	383346	✓	N/A

### BD Medical

2100 Derry Road West, Suite 100  
Mississauga, ON L5N 0B3  
Canada  
www.bd.com/ca